

R11

BEACH WOOD

EXCELLENCE
IS IN THE DETAILS



CERAMIQUE
Land of Great Ceramic & Tiles

Beach Wood

Excellence
Is In The Details

The Beachwood series was inspired by the iconic beaches, bays and wharfs of Sydney. This vibrant city is known for its natural beauty, waterfronts and sunny climate that lends itself to outdoor living.

By day or by night you will find the ideal venue for a long lunch with family and friends, a walk along the waterfront, or an evening simply enjoying the warmth and great atmosphere of this magnificent city.

New





Manly

The wharf at Manly is the gateway to one of Sydney's most iconic seaside suburbs and lives up to its reputation of being seven miles from the CBD, but a thousand miles from care. With its bustling restaurants, bars and cafes, this historic wharf inspired the creation of the Beach Wood Manly and reflects its most perfect outdoor mood.





Floor
B1 | 200x1200mm/8"x48"

CERAMIQUE
Land of Great Ceramic & Tiles



1 | 2

1.
Floor
B1 | 200x1200mm/8"x48"
B2 | 200x1200mm/8"x48"

2.
Floor
B1 | 200x1200mm/8"x48"



Floor
B1 | 200x1200mm/8"x48"



Bondi



Bondi beach is arguably one of Australia's most famous beaches and is the jewel of Sydney's laid back lifestyle. The colour of the Beach Wood Bondi was inspired by the Bondi Pavillion, where there are restaurants, galleries and a theatre for all to enjoy.



1 | 2

1.
Floor
B2 | 200x1200mm/8"x48"

2.
Wall
Q2 | 750x1500mm/30"x60"


Floor
B2 | 200x1200mm/8"x48"





1 | 2


1-2.
Floor
B2 | 200x1200mm/8"x48"





Floor
B2 | 200x1200mm/8"x48"






Pyrmont



Pyrmont, a former industrial area, is now a popular entertainment area packed with restaurants, bars, nightclubs and a world class casino. A walk along the water's edge inspired the colour and the structure of the Beach Wood Pyrmont.






1 | 2

1.
Floor
B3 | 200x1200mm/8"x48"

2.
Wall
B3 | 200x1200mm/8"x48"





Floor
B3 | 200x1200mm / 8"x48"


Beach Wood



The colour of the Beach Wood Coogee is inspired by the Giles baths located at the foot of the northern headland of Coogee beach. A natural rock pool with intensely deep colour, it is known by the locals as the "Bogey Hole" and has been in use since the early nineteenth century



Coogee





Floor
B4 | 200x1200mm/8"x48"

CERAMIQUE
Land of Great Ceramic & Tiles



1 | 2

1.
Outdoor
B4 | 200x1200mm/8"x48"

Indoor
C5 | 750x1500mm/30"x60"

2.
Floor
B4 | 200x1200mm/8"x48"



Manly B1

24 Faces



200x1200mm / 8"x48"

Finishes




Anti-Slip B1 3-5" Glass R11+



Structure

Bondi B2

24 Faces



200x1200mm / 8"x48"

Finishes



Anti-Slip B2 3-5" Glass R11+



Structure

Pyrmont B3

24 Faces



200x1200mm / 8"x48"

Finishes



Anti-Slip
B3 3-5"
Glass

R11+



Structure

Coogee B4

24 Faces



200x1200mm / 8"x48"

Finishes




Anti-Slip
B4 3-5"
Glass

R11+

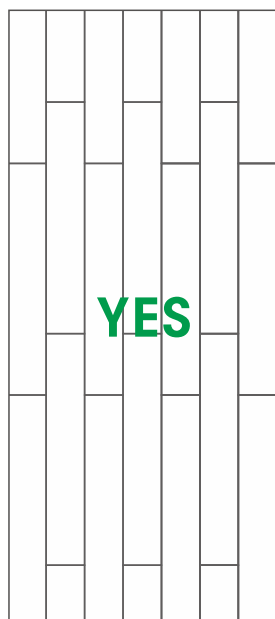


Structure

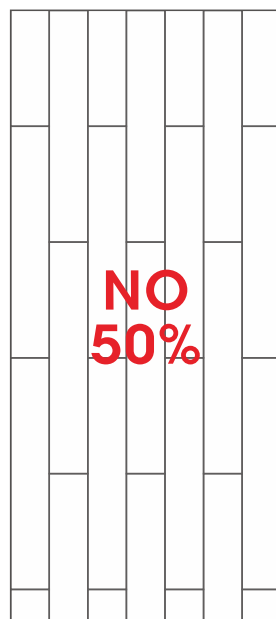
Laying Proposals




a.




b.




c.




d.



e.



f.



g.

Full Body















▼
3mm
▲

Before laying, it is recommended to check the color number, size and so on, in order to achieve better results; it is suggested that the special joint mixture of Florina tile be used for all products of Florina tile; There shall be a seam for paving, and it is suggested that Florina's products have a 3mm.

Beach Wood in 20mm thickness available at



Technical Performance

		TEST METHOD	INTERNATIONAL STANDARDS	FLORINA VALUE
	LENGTH	ISO 10545-2	±0.6%, ±2.0mm	±0.1%, ±1.0mm
	WIDTH	ISO 10545-2	±0.6%, ±2.0mm	±0.1%, ±1.0mm
	THICKNESS	ISO 10545-2	±5%, ±0.5mm	±1%, ±0.3mm
	SURFACE FLATNESS	ISO 10545-2	±0.5%, ±2.0mm	±0.5%, ±2.0mm
	STRAIGHTNESS OF SIDES	ISO 10545-2	±0.5%, ±1.5mm	±0.02%, ±0.1mm
	RECTANGULARITY	ISO 10545-2	±0.5%, ±2.0mm	±0.1%, ±1.0mm
	WATER ABSORPTION	ISO 10545-3	Eb≤0.5%	Eb≤0.5%
			Individual maximum 0.6%	Individual maximum 0.6%
	BREAKING STRENGTH	ISO 10545-4	≥1300N	≥1300N
	MODULUS OF RUPTURE	ISO 10545-4	Minimum 35	Minimum 35
			Individual minimum 32	Individual minimum 32
	STAIN RESISTANCE	ISO 10545-14	Minimum Class 3	Class 5 Livello 5 Clase5
	ABRASION RESISTANCE	ISO 10545-7	Report abrasion class	Class 4
			Report cycles passed	1500
	FROST RESISTANCE	ISO 10545-12	Required	Pass
	CRAZING RESISTANCE	ISO 10545-11	Required	Pass
	SLIP RESISTANCE	DIN 51130	From R9 to R11 Da R9 a R11	Anti-Slip R11
		DIN 51097	Class A, B and C	Anti-Slip Class C
		ANSI A137.1-2012	Matt $\mu \geq 0.42$ Anti-Slip $\mu \geq 0.64$	Anti-Slip $\mu \geq 0.68$
		AS 4586:2013 Appendix A	P0 - P5	Anti-Slip P5
		GB/T 4100-2015 Appendix M	$\mu \geq 0.5$	Static friction coefficient of floor tile ≥ 0.5