

# MARMO


## Culture

The trend shines for a moment, while the classic, will always be a classic.  
makes products soft as newborn baby's skin,  
with mild color and swaying texture.  
It is way more than marble.



# BIG SLAB | MARMO CULTURE

900x1800MM 36"x72"



PROCIDA-Y



PROCIDA-E



PROCIDA-D


750x1500MM 29.5"x59"



OSTUNI




BARI



LAZIO MENO



CAPRI GRIGIO



PARMA MENO



PARMA GRIGIO



PARMA MOLTO



900x1800MM

36"x72"



## PROCIDA-Y

It conveys the style and taste of the owner with simplicity, neatness and nature. Origin from the small island of Procida, Italy, the Procida series is an innate aristocratic style that represents a culture, taste and aristocratic temperament. The lightning-like texture contrasts with the dark gray background, which looks like a hard, cold look, but hides the deep glamour of the night sky of Procida.

The 20°starlight is matched with various spaces, and the unique spot design is like gathering the stars of the universe. Romantic and elegant style, quiet taste, conveying users unlimited imagination.





Floor / PROCIDA-YH  
900x1800MM/36"x72"



# PROCIDA-Y

4 Different Faces

2 Surface

**H** Honed **P** Polished

Size



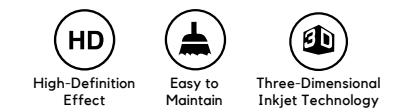
900 x 1800  
36"x72"

PROCIDA - Y	SURFACE:	900x1800MM 36"x72"
	Honed	MPR91802H
	Polished	MPR91802P

## APPLICATION



## FEATURES





# PROCIDA-Y

The feeling of being adjacent to the color is fusion and harmony, and the wood furniture is used as a transition and cushioning color, which can make the space have a color sense and not make people appear too excited.





## PROCIDA-E

It conveys the style and taste of the owner with simplicity, neatness and nature. Origin from the small island of Procida, Italy, the Procida series is an innate aristocratic style that represents a culture, taste and aristocratic temperament. The lightning-like texture contrasts with the dark gray background, which looks like a hard, cold look, but hides the deep glamour of the night sky of Procida.

The 20°starlight is matched with various spaces, and the unique spot design is like gathering the stars of the universe. Romantic and elegant style, quiet taste, conveying users unlimited imagination.





Floor / PROCIDA-EH  
900x1800MM/36"x72"



# PROCIDA-E

4 Different Faces

2 Surface

**H** Honed **P** Polished

Size



900 x 1800  
36"x72"

PROCIDA - E	SURFACE:	900x1800MM 36"x72"
	Honed	MPR91805H
	Polished	MPR91805P

## APPLICATION



## FEATURES







CERAMIQUE  
Land of Great Ceramic & Tiles

Wall / PROCIDA-EH  
900x1800MM/36"x72"



## PROCIDA-D

It conveys the style and taste of the owner with simplicity, neatness and nature. Origin from the small island of Procida, Italy, the Procida series is an innate aristocratic style that represents a culture, taste and aristocratic temperament. The lightning-like texture contrasts with the dark gray background, which looks like a hard, cold look, but hides the deep glamour of the night sky of Procida.

The 20°starlight is matched with various spaces, and the unique spot design is like gathering the stars of the universe. Romantic and elegant style, quiet taste, conveying users unlimited imagination.





Floor / PROCIDA-DH  
900x1800MM/36"x72"




# PROCIDA-D

4 Different Faces

2 Surface

**H** Honed **P** Polished

Size



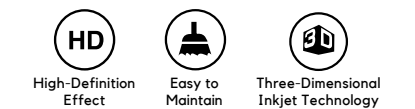
900 x 1800  
36"x72"

PROCIDA - D	SURFACE:	900x1800MM 36"x72"
	Honed	MPR91806H
	Polished	MPR91806P

## APPLICATION



## FEATURES







Wall / PROCIDA-DH  
Floor / PROCIDA-EH  
900x1800MM/36"x72"



Floor / PROCIDA-DH  
900x1800MM/36"x72"



PROCIDA-D



CERAMIQUE  
Land of Great Ceramic & Tiles





Floor / PROCIDA-DH



**CERAMIQUE**  
Land of Great Ceramic & Tiles



750x1500MM

29.5"x59"




## **OSTUNI**

The ancient Italian city of Ostuni is known as the "city of white," and its designers have used it as a blueprint for their OSTUNI. Strands of light gray flow pattern and white brick face natural blend, so that everything is calm in this, indifferent to pure. There is no excessive decoration, natural, simple gray and white, low-key interpretation of the soft, elegant space aesthetics.





Wall / Floor / OSTUNI-P  
750x1500MM/29.5"x59"



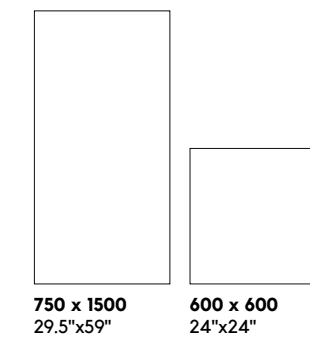
# OSTUNI

8 Different Faces

1 Surface

**P** Polished

Size



OSTUNI	SURFACE: Polished	750x1500MM 29.5"x59" MOS71500P
--------	----------------------	-----------------------------------

## APPLICATION

- Wall Tiles
- Floor Tiles
- Residential
- Commercial
- Public

## FEATURES

- HD** High-Definition Effect
- Easy to Maintain
- Three-Dimensional Inkjet Technology









## **BARI**

The pure white brick surface is clean without a trace of impurity. The inky texture, like the mist in the morning and the ink trace on the White Paper, is clean with soft layers, simple and elegant, giving a broad and kind feeling.





Floor / BARI-H  
750x1500MM/29.5"x59"




# BARI

6 Different Faces


2 Surface

**H** Honed **P** Polished

Size



750 x 1500  
29.5"x59"



600 x 600  
24"x24"

BAR I	SURFACE: Honed Polished	750x1500MM 29.5"x59" MBA71500H MBA71500P
----------	-------------------------------	--

### APPLICATION



### FEATURES







Floor / BARI-H  
750x1500MM/29.5"x59"



Floor / BARI-P  
750x1500MM/29.5"x59"









## LAZIO MENO

The pure white brick surface is clean without a trace of impurity. The inky texture, like the mist in the morning and the ink trace on the White Paper, is clean with soft layers, simple and elegant, giving a broad and kind feeling.





Floor / LAZIO MENO -P  
750x1500MM/29.5"x59"



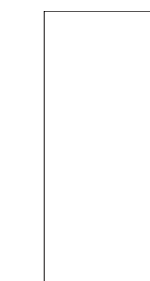
# LAZIO MENO

6 Different Faces

2 Surface

**H** Honed **P** Polished

Size



750 x 1500  
29.5"x59"

LAZIO MENO	SURFACE:	750x1500MM 29.5"x59"
	Honed	MLA71504H
	Polished	MLA71504P

## APPLICATION



## FEATURES







Lazio Light Grey tone, grey crack or deep or shallow, random embellishment. Wandering the white texture, soft in revealing an elegant style. Natural shape, elegant into the soul, with the simplest elements, for the space into the soul of art.





## CAPRI GRIGIO

An island off the coast of Campania, Italy, not far from Naples. With the wind up the waves often beat on the shore of the rocks, was hit by the waves gradually dissipated, the layers of waves washed away the impression of the brick.





Floor / CAPRI GRIGIO-H  
750x1500MM/29.5"x59"



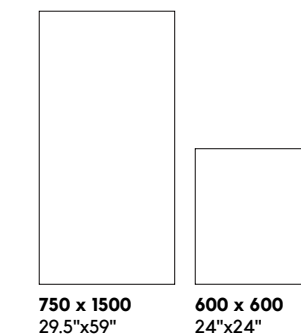
# CAPRI GRIGIO

6 Different Faces

2 Surface

**H** Honed **P** Polished

Size



CAPRI GRIGIO	SURFACE:	750x1500MM 29.5"x59"
	Honed	MCA71505H
	Polished	MCA71505P

## APPLICATION



## FEATURES







Wall / Floor / CAPRI GRIGIO-H  
750x1500MM/29.5"x59"

An island off the coast of Campania, Italy, not far from Naples. The waves that rise with the wind often beat against the rocks on the shore, and the waves that are struck gradually dissipate, and the impression that the waves are surging and fading is engraved on the brick surface, with countless strands of fine white lines and speckled grains of sand and stone, make a person feel the turbulent and unruly sea water.



Wall / Floor / CAPRI GRIGIO-H  
750x1500MM/29.5"x59"





## PARMA GRIGIO

Lightning-like white texture, slender and efficient, to break the monochromatic dull, as the flow of the space line, showing a rich decorative effect.





Wall / Floor / PARMA GRIGIO-H  
750x1500MM/29.5"x59"



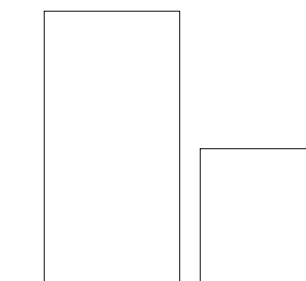
# PARMA GRIGIO

6 Different Faces

2 Surface

**H** Honed **P** Polished

Size



750 x 1500  
29.5"x59"

600 x 600  
24"x24"

PARMA GRIGIO	SURFACE:	750x1500MM 29.5"x59"
	Honed	MPA71505H
	Polished	MPA71505P

### APPLICATION



### FEATURES





## PARMA GRIGIO

River bends often lead to the deposition of sand and gravel, when the dry season comes, the riverbed gradually exposed, the texture of fine sand gravellike texture, is the speed of the river across the traces.



Wall / Floor / PARMA GRIGIO-H  
750x1500MM/29.5"x59"





Floor / PARMA GRIGIO-P  
750x1500MM/29.5"x59"



Wall / Floor / PARMA GRIGIO-H  
750x1500MM/29.5"x59"






## PARMA MOLTO

Lightning-like white texture, slender and efficient, to break the monochromatic dull, as the flow of the space line, showing a rich decorative effect.





Wall / PARMA MOLTO-H  
750x1500MM/29.5"x59"




# PARMA MOLTO

6 Different Faces

2 Surface

**H** Honed **P** Polished

Size



750 x 1500  
29.5"x59"

PARMA MOLTO	SURFACE:	750x1500MM 29.5"x59"
	Honed	MPA71506H
	Polished	MPA71506P

## APPLICATION



## FEATURES





## PARMA MOLTO

River bends often lead to the deposition of sand and gravel, when the dry season comes, the riverbed gradually exposed, the texture of fine sand gravellike texture, is the speed of the river across the traces.



Floor / PARMA MOLTO-P  
750x1500MM/29.5"x59"

















## PARMA MENO

Lightning-like white texture, slender and efficient, to break the monochromatic dull, as the flow of the space line, showing a rich decorative effect.





Wall / PARMA MENO-H  
750x1500MM/29.5"x59"




# PARMA MENO

6 Different Faces


2 Surface

**H** Honed **P** Polished

Size



750 x 1500  
29.5"x59"



600 x 600  
24"x24"

PARMA MENO	SURFACE:	750x1500MM 29.5"x59"
	Honed	MPA71506H
	Polished	MPA71506P

### APPLICATION












### FEATURES






































## TECHNICAL SPECIFICATION

	DESCRIPTION	STANDARD OF TEST	ISO STANDARD REQUIREMENT	NANOGRESS STANDARD
	SIZES	ISO 10545.2	LENGTH AND WIDTH ± 0,6% THICKNESS ± 5% EDGE CURVATURE ± 0,5% CENTER CURVATURE ± 0,6% WARPAGE ± 0,5%	+ 0,2% +2% + 0,2% + 0,2%
	WATER ABSORPTION	ISO 10545.3	$E \leq 0,5\%$	+ 0,2% 0,03%
	STRENGTH	ISO 10545.4	MODULS OF RUPTURE $R \geq 35/MM^2$ BREAKING STRENGTH $S \geq 1300N$	55N/M M 2 > 1700N
	SURFACE ABRASION	ISO 10545.7	ACCORDING TO MANUFACTURER'S DATA	MINP EI 3
	COEFFICIENT OF LINEAR THERMAL EXPANSION	ISO 10545.8	TEST METHOD AVAILABLE	6,5X10 <sup>-6</sup> C-1
	RESISTANCE OF THERMAL SHOCK	ISO 10545.9	TEST METHOD AVAILABLE	GUARANTEE D
	FROST RESISTANCE	ISO 10545.12	REQUIRED	REQUIRED
	CHEMICAL RESISTANCE	ISO 10545.13	MANUF.TO STATE	MANUF.TO STATE
	STAIN RESISTANCE	ISO 10545.14	CLASS 3 MIN	CLASS 3 MIN

## PACKING DETAILS

SIZE (mm)	PCS/BOX	M <sup>2</sup> /BOX	KGS/BOX	BOXES/PALLET	PCS/PALLET	M <sup>2</sup> /PALLET	KGS/PALLET	BOXES/CNT	M <sup>2</sup> /CNT	KGS/CNT
 <b>900X1800</b> <small>36'X72'</small>										
2	3.24	62.00	30	60	97.20	1890	420	1360.80	26460	
<b>750X1500</b> <small>30'X60'</small>										
2	2.25	55	33	66	74.25	1815	420	945	23100	
<b>600X1200</b> <small>24'X48'</small>										
2	1.44	41.50	52	104	74.88	2184	635	914.40	26670	
<b>600X600</b> <small>24'X24'</small>										
4	1.44	32.50	40	160	57.60	1300	820	1180.80	26880	

The above info is for reference only